

UNIT

2

Fight Against Drought



Warm-up

Look at the pictures and answer the questions.



Questions:

- Describe the two pictures. What can you see in the pictures?
 - The first picture is of a beautiful beach. The water is crystal clear. The sand is white. People are swimming and sunbathing.
 - The second picture shows dry land with cracked soil and dead plants. It is a result of climate change.
- Why are the two pictures so different?

The pictures remind us what can happen if we don't take care of the environment. Climate change can cause severe weather like droughts and floods, harming the environment and the animals.

Keywords

Look and Say

1 drought (n.)




a long ♦ period of time with little or no rain

2 occur (v.)



to happen

3 last (v.)



to ♦ continue to ♦ exist for some time

4 affect (v.)



to ♦ influence or change

5 bodies of water (n.)



large areas of water such as oceans, seas, lakes, and rivers

6 harvest (v.)



the time when ♦ crops are collected

7 predict (v.)



to say that something will happen before it happens

8 prevent (v.)



to stop something from happening

● Class Activity: Vocabulary Practice

Fill in the missing words. Make changes to the word if needed.

drought	occur	affect	last
bodies of water	harvest	predict	prevent

1. A drought had lasted for several weeks in a village. Plants were dying because there was not enough rainfall.
2. Little rain could affect the water cycle. There would be less water in rivers and lakes.
3. The dry weather ♦ caused ♦ evaporation to occur more quickly.
4. Rivers and lakes dried up. The villagers couldn't harvest food and were worried.
5. The villagers tried to predict when the drought would end, but couldn't.
6. To save water, farmers planted drought -♦ resistant crops, which needed less water.
7. Finally, the rain returned and refilled the bodies of water.
8. The villagers learned that saving water is important to prevent future droughts.

認識字彙

♦ cause 造成 ♦ evaporation 蒸發 ♦ resistant 抗拒的

● Language in Use

How many	bottles	are there	on the table?
There is	a/one	bottle.	
There are	three	bottles.	

● Class Activity: Language in Use



Example


There is a farmer carrying water on the farm.



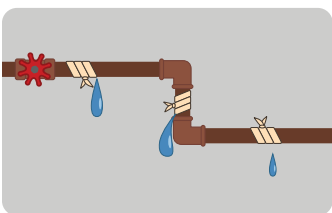
1. There are lots of dead plants because of the drought.



2. There are many ways to save water.



3. There is a dead animal on the ground.



4. There is a leaking pipe in the house.

● Reading Passage

Pre-Reading

Look at the pictures and answer the questions.



Questions:

1. How do droughts cause hunger?

The plants and animals don't get enough water, and they end up dying.
Without animals or plants, people will be hungry.

2. What problems are caused by droughts?

Droughts cause shortages of drinking water and poor quality drinking water.

3. Can we ♦ control droughts?


We can't always control droughts completely. But being mindful of the amount of water we use each day can be a powerful way to help reduce their impact.

4. How can we prevent droughts?



Wash fruits and vegetables in a bowl. / Take short showers. / Fix leaking pipes. /
Brush your teeth with a cup. / Turn off the tap. / Use a watering can to water plants.

Drought

- 1 Water is important in our lives. We use water to brush our teeth, wash our cars, and drink when we are thirsty. When it rains, the water keeps everything on the Earth alive! What would happen if it stopped raining? We would have a **drought**. A drought **occurs** when there is no rain or snow in an area for a long time. A drought can **last** for weeks, months, or even years! It can **affect** people, animals, and plants.



- 2 Without rain, the **bodies of water**, soil, and plants will dry up. Crops like fruits and vegetables we eat would no longer grow or be **harvested** for food.



- 3 Droughts can affect the ♦economy, ♦environment, and ♦society. There is no exact way to **predict** when a drought might happen. One thing we can do to help **prevent** it is to save water. You can start by turning off the water while brushing your teeth and taking shorter showers. Any little bit can help!

生字

drought 旱災

occur 發生

last 持續

affect 影響

bodies of water 水域

harvest 收成

predict 預測

prevent 預防

認識字彙

22 ♦economy 經濟

♦environment (自然) 環境

♦society 社會

Post-Reading Questions

1. Why is water so important?

Water is important because it keeps everything on the Earth alive.

2. What would happen if it stopped raining?

- (A) Plants would grow.
- (B) A drought would happen.
- (C) Animals would have a lot to eat.

(B) A drought would happen.

3. How long could a drought last?

It can last for weeks, months, or even years.

4. Who or what could be affected by droughts?

Animals, plants, people, economy, environment, and society could be affected.

5. What is the reading about? Fill in the blanks.

droughts

important

save

The reading tells us that water is ① important. It explains the problems that can happen during ② droughts, and encourages us to ③ save water to stop them from happening.

6. Chiao and Jean are categorizing main ideas and details from the reading. Please help them put the notes in the right groups.

MAIN IDEAS AND DETAILS

- A. Bodies of water, soil, and plants dry up.
- B. Taking shorter showers.
- C. No rain or snow in an area for a long time.
- D. Fruit and vegetables no longer grow.
- E. Can last for weeks, months, or even years.

GROUPS

What is drought?

- It stops raining.
- C. No rain or snow in an area for a long time.
- E. Can last for weeks, months, or even years.

What would happen?

- Affects people, animals, and plants.
- D. Bodies of water, soil, and plants dry up.
- A. Fruit and vegetables no longer grow.
- Affects the economy, environment, and society.

Solutions

- Save water.
- Turn off the water while brushing teeth.
- B. Taking shorter showers.

● Discuss and Share

There are small things we can do to better prepare for a drought. Let's discuss the dos and don'ts before, during, and after a drought. ♦ Explore simple actions we can take to reduce the ♦ impact of a drought. Finally, share your ideas with the class.

♦ Surviving a Drought

Dos	Don'ts
<p>Before</p> <ol style="list-style-type: none"> 1. Make an emergency plan with your family, e.g. store water for drinking and cooking. 2. Fix leaks in your home. 	<p>Before</p> <ol style="list-style-type: none"> 1. Leave taps running while brushing your teeth or overwater plants. 2. Delay fixing water leaks. 3. Ignore water conservation measures.
<p>During</p> <ol style="list-style-type: none"> 1. Reduce your water usage by taking shorter showers and using buckets to collect water while washing fruits or vegetables. 2. Raise awareness about the drought among your friends, families, and communities, and encourage them to practice water conservation. 	<p>During</p> <ol style="list-style-type: none"> 1. Use water irresponsibly in recreational activities. For example, fill swimming pool or play water balloon games. 2. Do water-intensive activities, such as washing cars or watering lawns.
<p>After</p> <ol style="list-style-type: none"> 1. Participate in tree planting activities to help restore the environment. 2. Be a responsible user and promote sustainable water practices in your daily life. 	<p>After</p> <ol style="list-style-type: none"> 1. Ignore the need to evaluate and improve water management practices to prevent water scarcity. 2. Neglect the importance of restoring and rehabilitating ecosystems affected by drought.

認識字彙

♦ explore 探索

♦ impact 巨大影響

♦ survive 生存


● Wrap-up: Let's take action!

Please create a poster to ◆ promote your idea to your classmates based on the ◆ results of your discussion in the ◆ previous section.


Title: LET'S SAVE WATER! (*Below is a sample poster.)

LET'S SAVE WATER!


Dos



Close the tap.




Take a shorter shower.




Use a bucket when washing a car.


Don'ts




Delay fixing leaking pipes.




Leave the tap running while brushing your teeth.



Overwater the plants.



To have more water to grow plants and our food.



If we don't take action, the Earth will be like this.

Your poster

