

UNIT

2

# Fight Against Drought



## Warm-up

Look at the pictures and answer the questions.



### Questions:

1. Describe the two pictures. What can you see in the pictures?

---



---



---



---

2. Why are the two pictures so different?

---



---



---



# Keywords

## Look and Say

### 1 drought (n.)




a long ♦ period of time with little or no rain

### 2 occur (v.)



to happen

### 3 last (v.)



to ♦ continue to ♦ exist for some time

### 4 affect (v.)



to ♦ influence or change

### 5 bodies of water (n.)



large areas of water such as oceans, seas, lakes, and rivers

### 6 harvest (v.)



the time when ♦ crops are collected

### 7 predict (v.)



to say that something will happen before it happens

### 8 prevent (v.)



to stop something from happening

## ● Class Activity: Vocabulary Practice

Fill in the missing words. Make changes to the word if needed.

drought	occur	affect	last
bodies of water	harvest	predict	prevent

1. A drought had \_\_\_\_\_ for several weeks in a village. Plants were dying because there was not enough rainfall.
2. Little rain could \_\_\_\_\_ the water cycle. There would be less water in rivers and lakes.
3. The dry weather ♦ caused ♦ evaporation to \_\_\_\_\_ more quickly.
4. Rivers and lakes dried up. The villagers couldn't \_\_\_\_\_ food and were worried.
5. The villagers tried to \_\_\_\_\_ when the drought would end, but couldn't.
6. To save water, farmers planted \_\_\_\_\_ -♦ resistant crops, which needed less water.
7. Finally, the rain returned and refilled the \_\_\_\_\_.
8. The villagers learned that saving water is important to \_\_\_\_\_ future droughts.

認識字彙

♦ cause 造成   ♦ evaporation 蒸發   ♦ resistant 抗拒的



## ● Language in Use

How many	bottles	are there	on the table?
There is	a/one	bottle.	
There are	three	bottles.	

## ● Class Activity: Language in Use



### Example


There \_\_\_\_\_ is \_\_\_\_\_ a farmer carrying water on the farm.



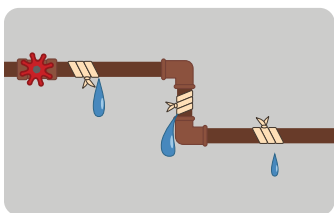
1. There \_\_\_\_\_ lots of dead plants because of the drought.



2. There \_\_\_\_\_ many ways to save water.



3. There \_\_\_\_\_ a dead animal on the ground.



4. There \_\_\_\_\_ a leaking pipe in the house.

# ● Reading Passage

## Pre-Reading

Look at the pictures and answer the questions.



### Questions:

1. How do droughts cause hunger?

---



---

2. What problems are caused by droughts?

---

3. Can we ♦ control droughts?

---



---

4. How can we prevent droughts?

---




---





## Drought

- 1 Water is important in our lives. We use water to brush our teeth, wash our cars, and drink when we are thirsty. When it rains, the water keeps everything on the Earth alive! What would happen if it stopped raining? We would have a **drought**. A drought **occurs** when there is no rain or snow in an area for a long time. A drought can **last** for weeks, months, or even years! It can **affect** people, animals, and plants.



- 2 Without rain, the **bodies of water**, soil, and plants will dry up. Crops like fruits and vegetables we eat would no longer grow or be **harvested** for food.



- 3 Droughts can affect the ♦economy, ♦environment, and ♦society. There is no exact way to **predict** when a drought might happen. One thing we can do to help **prevent** it is to save water. You can start by turning off the water while brushing your teeth and taking shorter showers. Any little bit can help!

### 生字

drought 旱災

occur 發生

last 持續

affect 影響

bodies of water 水域

harvest 收成

predict 預測

prevent 預防

### 認識字彙

## Post-Reading Questions

1. Why is water so important?

---

2. What would happen if it stopped raining?

- (A) Plants would grow.
  - (B) A drought would happen.
  - (C) Animals would have a lot to eat.
- 

3. How long could a drought last?

---

4. Who or what could be affected by droughts?

---

5. What is the reading about? Fill in the blanks.

droughts

important

save

The reading tells us that water is ①\_\_\_\_\_. It explains the problems that can happen during ②\_\_\_\_\_, and encourages us to ③\_\_\_\_\_ water to stop them from happening.

6. Chiao and Jean are categorizing main ideas and details from the reading. Please help them put the notes in the right groups.

### MAIN IDEAS AND DETAILS

- A. Bodies of water, soil, and plants dry up.
- B. Taking shorter showers.
- C. No rain or snow in an area for a long time.
- D. Fruit and vegetables no longer grow.
- E. Can last for weeks, months, or even years.

### GROUPS

#### What is drought?

- It stops raining.
- 
- 

#### What would happen?

- Affects people, animals, and plants.
- 
- 
- Affects the economy, environment, and society.

#### Solutions

- Save water.
- Turn off the water while brushing teeth.
-



## ● Discuss and Share

There are small things we can do to better prepare for a drought. Let's discuss the dos and don'ts before, during, and after a drought. ♦ Explore simple actions we can take to reduce the ♦ impact of a drought. Finally, share your ideas with the class.

### ♦ Surviving a Drought

Dos	Don'ts
Before	Before
During	During
After	After

認識字彙

♦ explore 探索

♦ impact 巨大影響

♦ survive 生存


## ● Wrap-up: Let's take action!

Please create a poster to ◆ promote your idea to your classmates based on the ◆ results of your discussion in the ◆ previous section.


**Title: LET'S SAVE WATER!** (\*Below is a sample poster.)

### LET'S SAVE WATER!


#### Dos



Close the tap.




Take a shorter shower.




Use a bucket when washing a car.


#### Don'ts




Delay fixing leaking pipes.




Leave the tap running while brushing your teeth.



Overwater the plants.



To have more water to grow plants and our food.



If we don't take action, the Earth will be like this.



## Your poster

